

CASE

Wheel Loader

Cummins Tier 2 engine: 271 hp (202 kW)

buckets from 3.60 m³ to 4.30 m³

Breakout force: 21 920 daN

921C-CXR



C O M M I T T E D T O Y O U R N E E D S



Engine

Make Cummins
 Type QSM11

Standard mode

Max. Power gross SAE 290 hp (216 kW) at 2100 rpm
 Max. Power Net EEC 80/1269 271 hp (202 kW) at 2100 rpm
 Max. Gross Torque 1478 Nm at 1400 rpm
 Max. Net torque 1442 Nm at 1400 rpm

Economy mode

Max. Power gross SAE 270 hp (201 kW) at 2100 rpm
 Max. Power Net EEC 80/1269 255 hp (190 kW) at 2100 rpm
 Max. Gross Torque 1373 Nm at 1400 rpm
 Max. Net torque 1337 Nm at 1400 rpm
 Displacement 10.8 L
 N° of cylinders 6
 Bore and stroke 125 x 147 mm
 Compression ratio 16.1 to 1
 Fuel injection system Direct
 Oil filter Spin-on cartridge
 Air filter (Dry-type) 2 elements
 Tier 2 low emission engine designed to meet today's and futures environmental European standard.



Electrical system

Voltage 24 volts
 Batteries 2 x 12 volts
 Alternator 70 A/h



Power Train

Torque converter

Stall ratio 3.08: 1

Powershift gearbox

Manufacturer ZF
 ECM transmission
 State of the art transmission working with Electronic Control Module (ECM). This system provides smooth shifting and long life. The transmission can be programmed to operate automatically in a custom shift pattern, or simply choose automatic or manual mode.



Travel speeds

26.5 x 25 L3 tyres

	1 st	2 nd	3 rd	4 th	
Forward (km/h)	7.8	8.2	14.5	26.7	38.8
Reverse (km/h)	8.2	14.5	26.7	—	



Axes

Manufacturer ZF
 Front axle fixed
 Rear axle Oscillating (+ -) 12°
 Torque proportional differentials on front and rear axles.



Tyres

Standard 26.5 x 25



Brakes

Hydraulically controlled oil-bath multi-disc brakes in sealed housing.
 Separate twin brake circuit for front and rear axles.

Parking brakes

Electric parking brake acting on a disc located on the transmission. A safety device automatically cuts out the transmission when the parking brake is in use.



Steering

Type Hydrostatic
 Turning angle (+/- 40°)
 Pump Vane type
 Flow 257 l/mn
 Steering safety valve pressure setting 189 bar
 Safety steering standard
 Closed centre with "Load Sensing" regulation.



Hydraulic System

One double body vane pump, attached to the gearbox, direct driven by the engine.

- Loader flow 144 l/mn at 196 bar
- Steering flow 257 l/mn at 196 bar
- Brake flow 17 l/mn at 170 bar

Open centre, three-spool, modular type, hydraulically assisted control valves with servo-assisted controls.

Working pressure 196 bar

Double acting cylinders

- Arm (2)
(\varnothing rod x \varnothing piston x Stroke) 102 x 178 x 868 mm
- Bucket (1)
(\varnothing rod x \varnothing piston x Stroke) 102 x 203 x 745 mm

Hydraulic oil tank sealed and pressurised.

Cycle time

- Raising (full bucket)..... 6.2 sec
- Lowering (bucket empty).....3.7 sec
- Dumping1.5 sec
- Total.....11.4 sec



Capacities

- Fuel tank 394 l
- Hydraulic system 233 l
- Gear box and torque converter 43.5 l
- Engine and filter 37 l
- Axle: • Front differential21 l
- Rear differential 15 l
- Cooling system.....42 l



Noise level

- LwA = 110 dB (A)
- LpA = 77 dB (A)

Range of Tools and Accessories

Buckets :

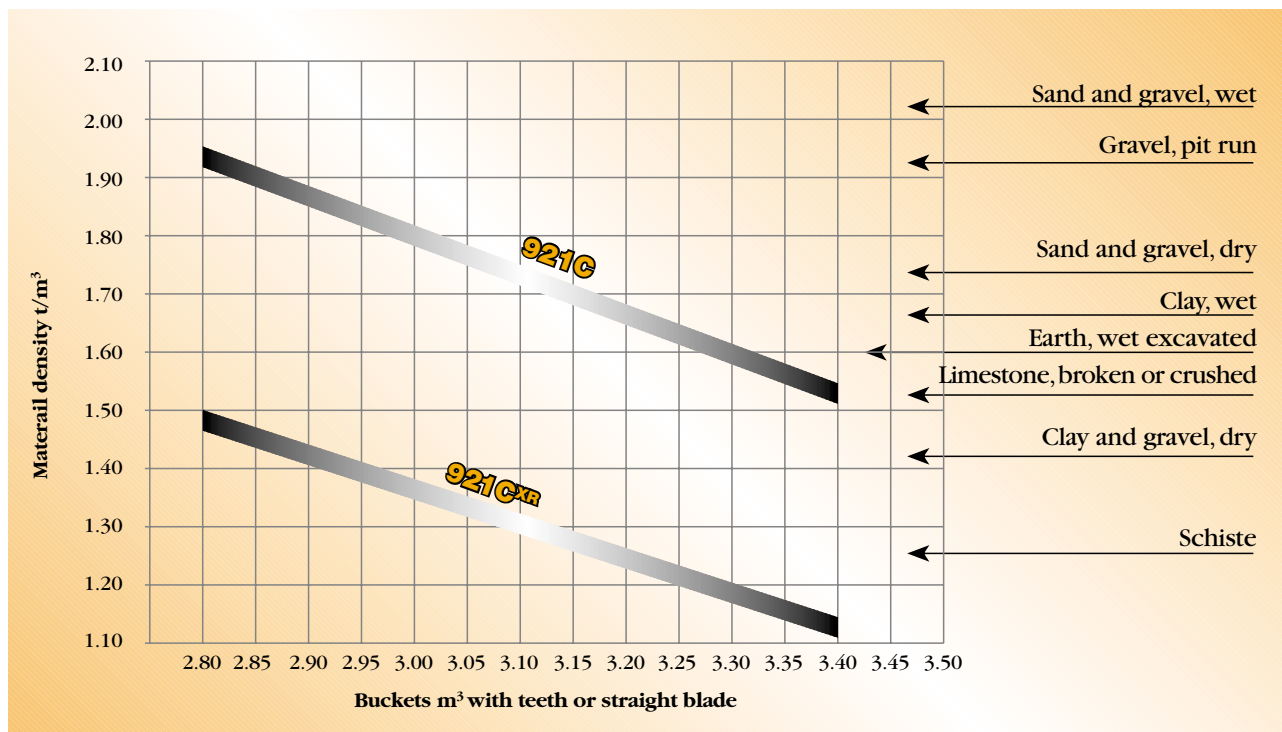
- Without teeth
- With teeth
- With blade
- V-shaped blade
- Light-weight materials
- High dump height

Wood grabs

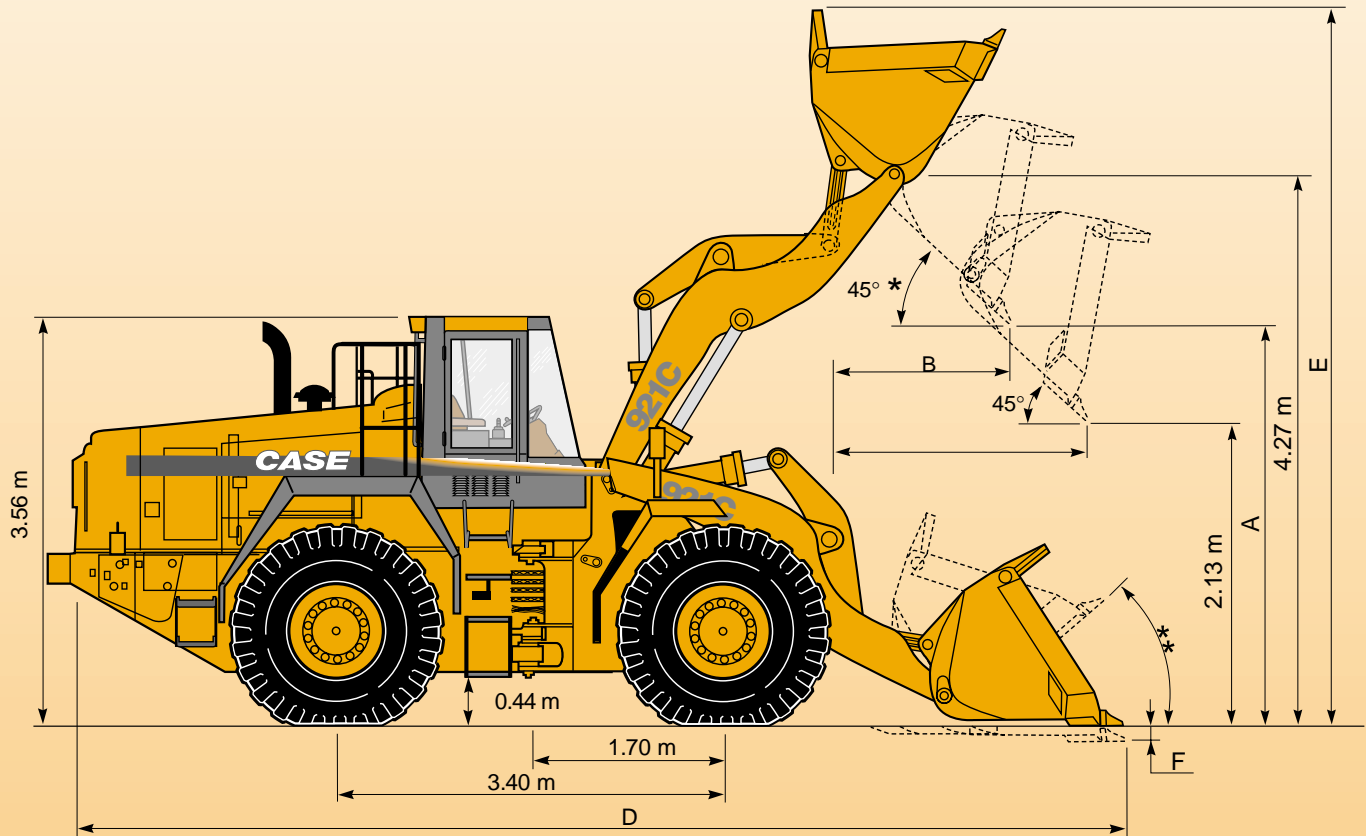
- Pallet forks
- Sweeper
- Dozer blade

For other tools or specific applications, please consult Case.

MATERIAL DENSITY BUCKET CAPACITY TABLE



921C



Track: 2.21 m
Width outside tyres: 2.59 m

* : 50° max
** { 40° (ground level)
43° (travel)



BUCKET TYPE



SAE heaped capacity	m ³	3.60	3.60	3.80	3.80	4.00	4.10	4.30	3.60	4.00	
Struck capacity	m ³	3.00	3.00	3.20	3.20	3.40	3.50	3.70	3.00	3.40	
Maximum density	t/m ³	2.15	2.10	1.95	1.95	1.85	1.80	1.70	2.10	1.85	
Bucket width	m	3.00	3.00	3.00	3.20	3.20	3.20	3.20	3.20	3.20	
Bucket weight	kg	1 800	1 960	2 130	2 050	2 220	2 140	2 300	2 250	2 410	
A Dump clearance at 45° full height	m	3.10	2.89	3.02	2.89	3.02	2.83	2.96	2.94	2.90	
B Bucket reach at 45° full height	m	1.13	1.34	1.17	1.34	1.17	1.39	1.22	1.29	1.33	
C Bucket reach at 45° 2.13 m height	m	1.77	1.87	1.77	1.87	1.77	1.90	1.80	1.85	1.87	
D Overall length	m	8.62	8.91	8.72	8.92	8.72	8.99	8.80	8.84	8.90	
E Overall height	m	5.74	5.74	5.74	5.74	5.74	5.81	5.81	5.80	5.84	
F Digging depth	mm	39	45	70	45	70	45	70	40	41	
Turning radius c/w bucket	m	13.50	13.68	13.57	13.86	13.75	13.91	13.80	13.81	13.85	
Breakout force	daN	21 920	21 730	20 280	21 670	20 230	20 300	19 020	18 550	17 770	
Tipping load	• straight	kg	20 995	20 765	20 525	20 625	20 425	20 515	20 295	20 925	20 705
	• at 40° turn	kg	17 125	16 905	16 675	16 775	16 565	16 645	16 425	15 995	16 765
Operating weight	kg	23 872	24 032	24 202	24 122	24 292	24 212	24 372	24 332	24 482	

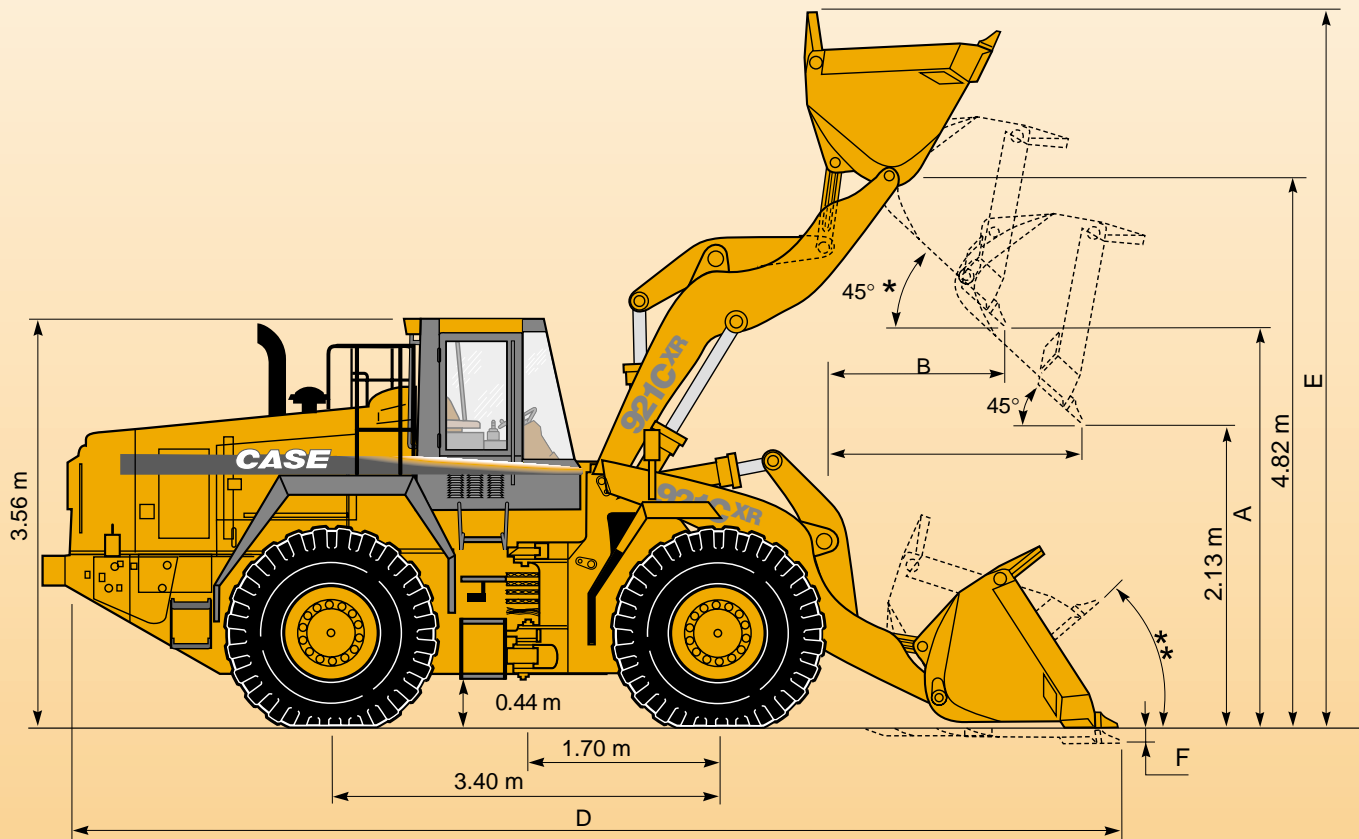
• Rock bucket

All specifications and dimensions given above are based on unit fitted with 26.5 x 25 tyres, standard equipment, ROPS and FOBS cab, standard counterweight, operator and full tanks.

The dimensions and specifications comply with the ISO 8313, 5998 & 7546 standards.








921C XR



Track: 2.21 m
 Width outside tyres: 2.95 m

* : 45° max
 ** { 40° (ground level)
 45° (travel)



		BUCKET TYPE					
							
SAE heaped capacity	m ³	3.60	3.60	3.80	3.80	4.00	
Struck capacity	m ³	3.00	3.00	3.20	3.20	3.40	
Maximum density	t/m ³	1.65	1.60	1.50	1.50	1.45	
Bucket width	m	3.00	3.00	3.00	3.20	3.20	
Bucket weight	kg	1 800	1 960	2 130	2 050	2 220	
A Dump clearance at 45° full height	m	3.65	3.44	3.57	3.44	3.57	
B Bucket reach at 45° full height	m	1.21	1.41	1.24	1.41	1.24	
C Bucket reach at 45° 2.13 m height	m	2.25	2.37	2.26	2.37	2.26	
D Overall length	m	9.17	9.47	9.27	9.47	9.27	
E Overall height	m	6.28	6.28	6.28	6.28	6.28	
F Digging depth	mm	53	58	84	59	84	
Turning radius c/w bucket	m	14.03	14.23	14.10	14.40	14.27	
Breakout force	daN	22 020	21 830	20 390	21 770	20 340	
Tipping load	• straight	kg	16 530	16 320	16 100	16 200	15 990
	• at 40° turn	kg	13 490	13 280	13 060	13 160	12 950
Operating weight	kg	24 250	24 410	24 580	24 500	24 670	

All specifications and dimensions given above are based on unit fitted with 26.5 x 25 tyres, standard equipment, ROPS and FOBS cab, standard counterweight, operator and full tanks.

The dimensions and specifications comply with the ISO 8313, 5998 & 7546 standards.



Standard Equipment

Drivetrain

- Proportional-Shift Powershift gearbox
- Cold start protection (gearbox)
- Helical gears
- Proportional control valve
- Electrical/ hydraulic parking brake
- Transmission electronic control module
- Torque proportional differentials

Cab

- Pressurised cab
- ROPS and FOPS type approved cab
- Public highway lighting system
- Radio pre-equipment
- Air-conditioning*
- Rotary light*
- Grab handles
- Ventilation - Heating - Defrosting (redesigned)
- Wider and taller tinted window glass
- Cab filter
- Door opening gas strut assisted
- Instrument panel with electronic monitoring system
- Digital Bar Gauges

Engine

- 70 amp alternator
- Aneroid valve

Hydraulics

- Denison vane pumps
- Bucket return-to-horizontal
- Automatic bucket return to transport position

Steering

- Flow amplified steering
- Wide angle steering
- Emergency steering system
- Pilot Control Lock
- Closed center steering

Equipment

- Front and rear windshield wiper
- Reverse travel audible warning
- Front and rear mudguards
- Hazard warning signal
- Front and rear working lights
- Light height pre-selection
- LH and RH rear-view mirrors
- Intermittent wipers
- Cup holder
- Towing eye

Optional Equipment


- Radio and converter
- Spark arrestor Muffler
- 3rd hydraulic circuit
- Hydraulically controlled quick-hitch
- Air suspension seat with safety belt
- Ride control

** Standard and optional equipment may vary from country to country*

Conforms to directive 98/37/CE



NOTE: Standard and optional attachments and equipment may vary according to requirements and regulations from country to country. the photos given may show non standard or unmentioned items. Furthermore CNH France S.A. reserves its right to modify specifications of its machines without prior warning, without incurring any obligation whatsoever that might result from such modifications.



Case Construction Equipment

18, Place des Nymphéas
ZI Paris Nord II
95915 Roissy CDG Cedex
FRANCE
Tel.: (33) 01 49 90 23 00
Fax: (33) 01 49 90 26 15
www.casece.com